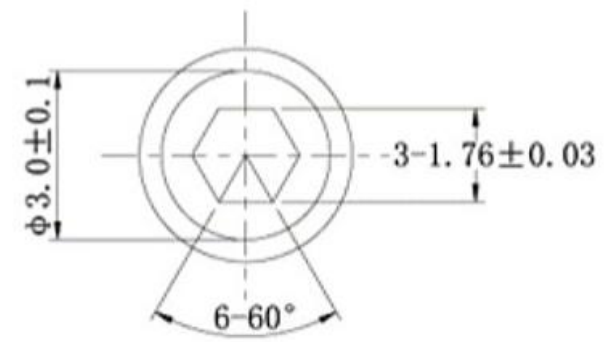
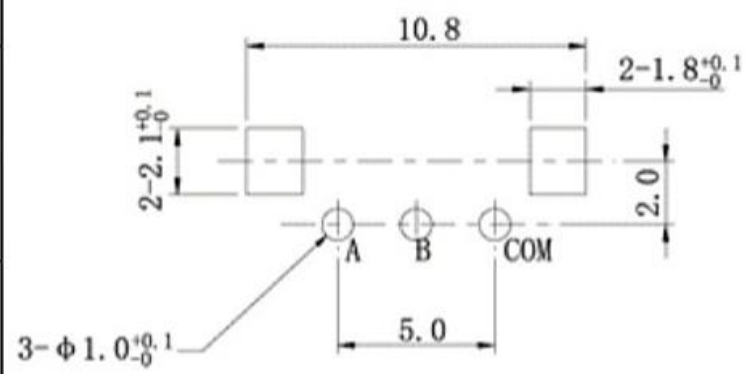


Shaft hole shape and dimension



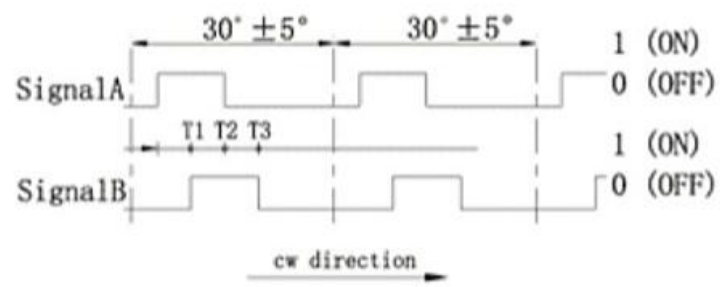
H=5.1 5.5 7.0 9.0 9.75 10.0 11.0 12.6 13.0mm

P.C.B. mounting hole detail



(P.C.B thickness t=1.6)

Output wave



SPECIFICATIONS

- 1.Rating : DC 10V , 1 mA Max ;
- 2.Circuit : 1C - 1P ;
- 3.Operating force : 25 ±10 gf ;
- 4.Contact resistance : 100 mΩ Max ;
- 5.Travel : 0.25 ± 0.1 mm ;
- 6.Life : 150,000 Cycles Min °
(each upright and opposite roate)



东莞市高迪电子有限公司
Dong Guan KDRR Electronic Switch JacK Co., Ltd.

TOLERANCE UNLESS OTHERWISE STATED:
Up to 5 ±0.2
Above 5 - 15 ±0.3
Above 15 - 30 ±0.4
Above 30 - 50 ±0.5
Angle ±0.3

3RD. ANGEL'S

UNITS MM

DRAWN BY:	DATE	MAT'L	TITLE	ENCODER
Frank Wu	10/17/11		MODLE	ENCODER
CHECKED BY:	DATE	SCALE	DWG NO.	K50-A
Jacky Chen	10/17/11	1 : 1	PART NO.	K50-A
APPROVED BY:	DATE	SHEET NO.	1 of 1	
Tony Kao	10/17/11			
				SIZE A4
				VER A